



District Report Card: 2017


State: Rajasthan	District: Pali
Class: 5	Subject: Language
Schools: 60	Students: 908


Participation/Coverage


Students

GENDER 	Boys		Girls	
	Number	%	Number	%
	391	43.06	517	56.94

AREA 	Rural		Urban	
	Number	%	Number	%
	837	92.18	71	7.82

CATEGORY 	SC		ST		OBC		GEN	
	Number	%	Number	%	Number	%	Number	%
	255	28.08	86	9.47	533	58.70	34	3.74

CWSN 	LD	VI	HI	S&LD	ID	Oth
	2	2	0	1	1	4

Management 	Government		Government-aided	
	Number	%	Number	%
	908	100.00	0	0.00

Average Performance of Students in Language (%)

Overall	Gender		Area		Management		Social Group			
	Male	Female	Rural	Urban	Govt.	Aided	SC	ST	OBC	GEN
64.76	62.93	66.14	64.21	71.17	64.76	0.00	60.68	63.18	66.50	71.96

Performance on Learning Outcomes (LOs)

Learning Outcomes	Description	Average Performance(%)
L504	Reads and comprehends independently storybooks, news items/ headlines, advertisements etc.	63.55
L508	Reads text with comprehension, locates details and sequence of events	65.36

Range of Performance of Students who Answered Correctly							
Below 30%		30% - 50%		50% - 75%		Above 75%	
Number	%	Number	%	Number	%	Number	%
59	6.50	178	19.60	356	39.21	315	34.69

Lowest Performing Learning Outcomes (LOs)

- 1 - Reads and comprehends independently storybooks, news items/ headlines, advertisements etc. (63.55)
- 2 - Reads text with comprehension, locates details and sequence of events (65.36)